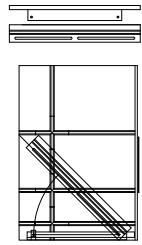
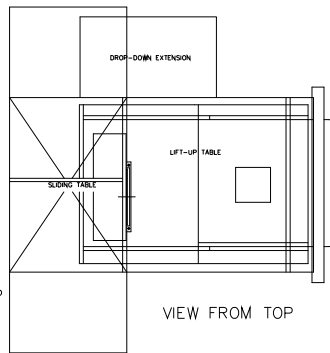


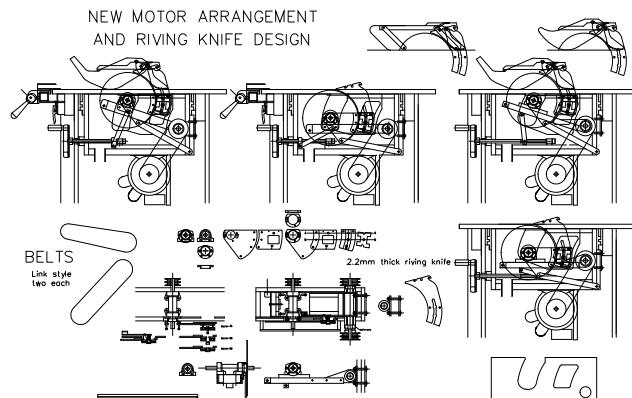
VIEW FROM BACK



SLIDING TABLE TOP



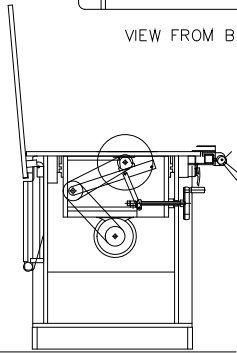
VIEW FROM TOP



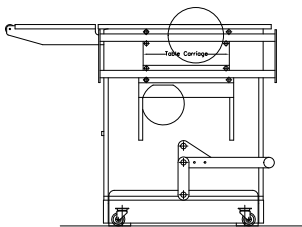
NEW MOTOR ARRANGEMENT AND RIVING KNIFE DESIGN

BELTS
Link style
two each

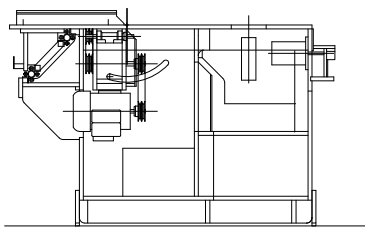
2.2mm thick riving knife



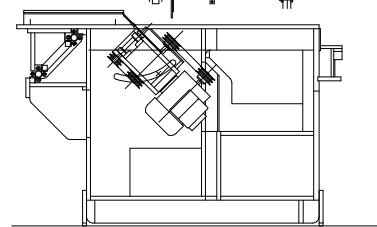
LIFT-UP TABLE OPEN



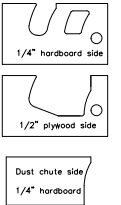
EXTENSION TABLE OPEN



VIEW FROM FRONT (At 0 deg)



VIEW FROM FRONT (At 45 deg)



1/4" hardboard side

1/2" plywood side

Dust chute side
1/4" hardboard